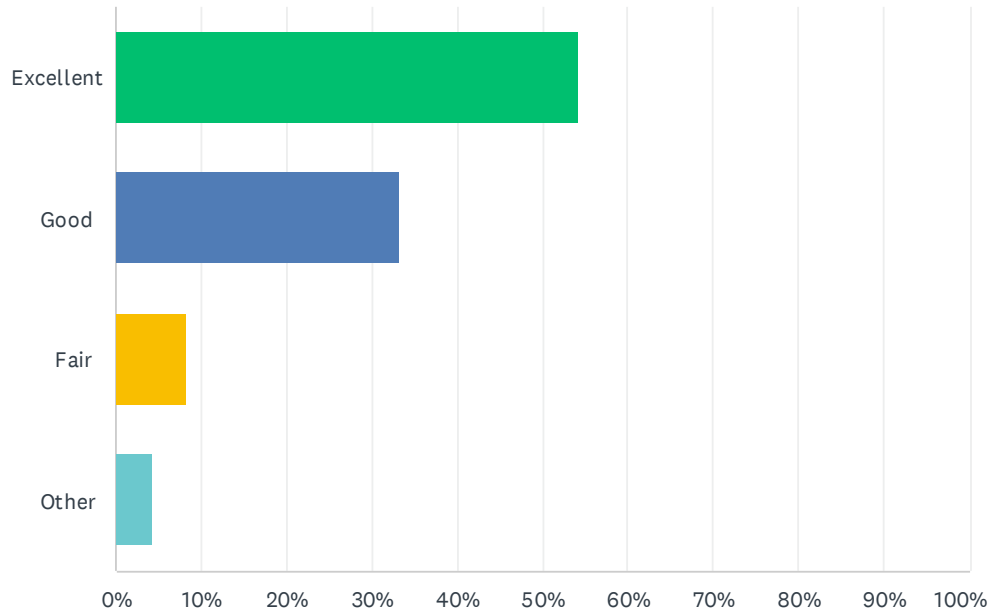


Q1 Which best describes your event experience?

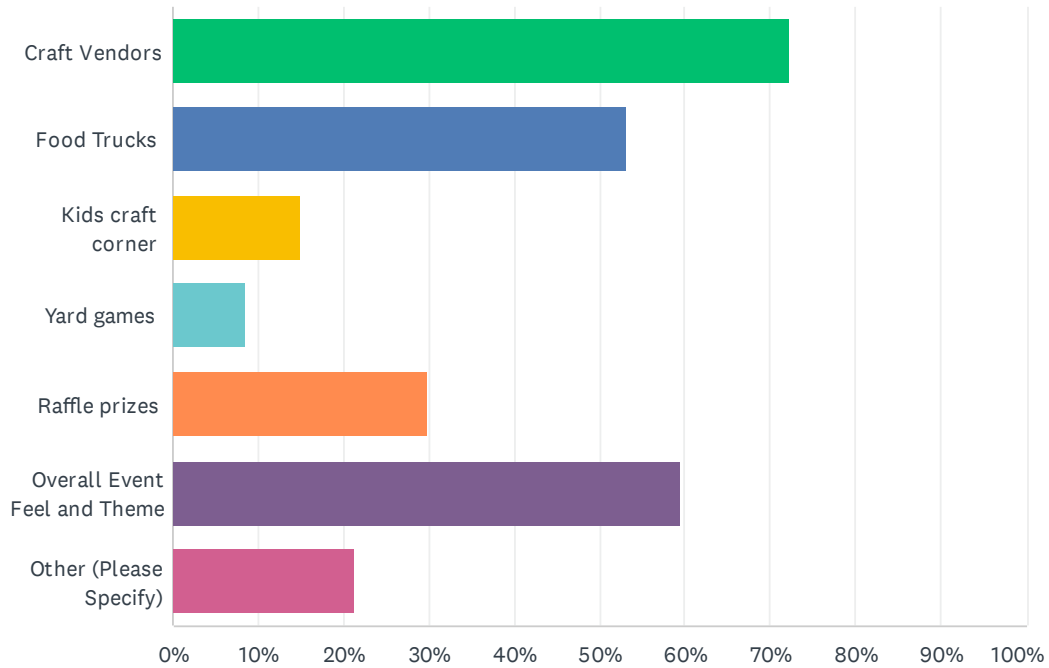
Answered: 48 Skipped: 1



ANSWER CHOICES	RESPONSES	
Excellent	54.17%	26
Good	33.33%	16
Fair	8.33%	4
Other	4.17%	2
TOTAL		48

Q2 What are your top 3 favorite things about the event?

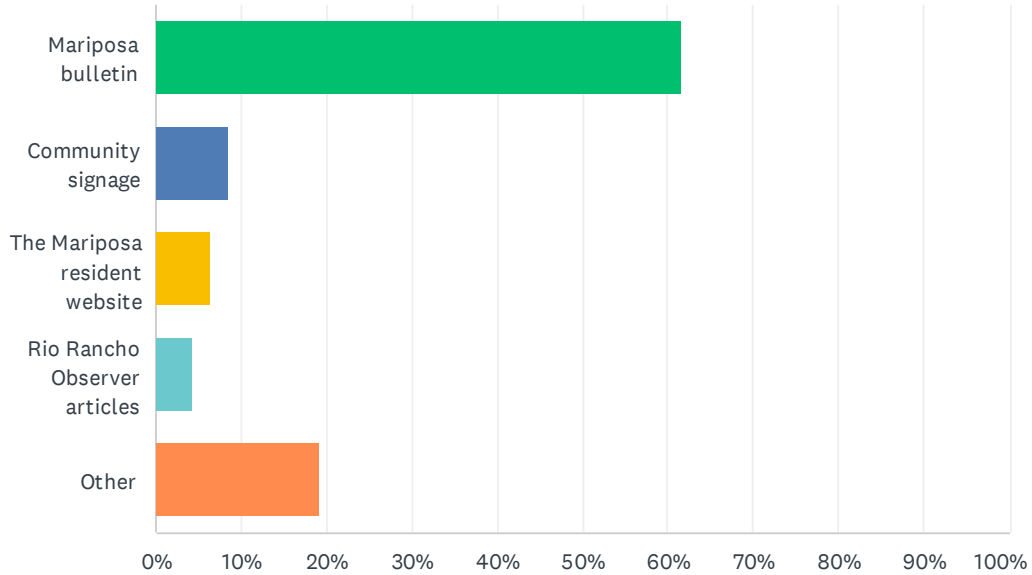
Answered: 47 Skipped: 2



ANSWER CHOICES	RESPONSES	
Craft Vendors	72.34%	34
Food Trucks	53.19%	25
Kids craft corner	14.89%	7
Yard games	8.51%	4
Raffle prizes	29.79%	14
Overall Event Feel and Theme	59.57%	28
Other (Please Specify)	21.28%	10
Total Respondents: 47		

Q3 Which one of these resources did you find most helpful leading up to the event? (Check only one)

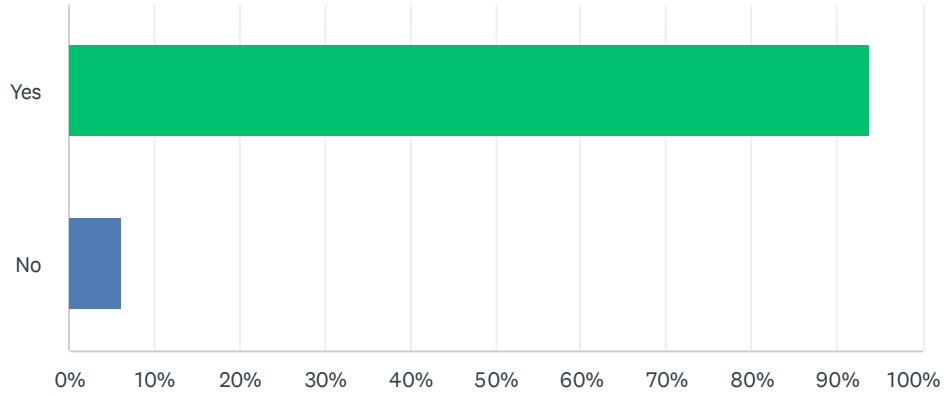
Answered: 47 Skipped: 2



ANSWER CHOICES	RESPONSES	
Mariposa bulletin	61.70%	29
Community signage	8.51%	4
The Mariposa resident website	6.38%	3
Rio Rancho Observer articles	4.26%	2
Other	19.15%	9
TOTAL		47

Q4 Did you feel that you had all the information you needed before the event?

Answered: 48 Skipped: 1



ANSWER CHOICES	RESPONSES	
Yes	93.75%	45
No	6.25%	3
TOTAL		48